

| | JC-850 | | JC-1100 | |
|---|--------|-----|---------|-----|
| | MAX | MIN | MAX | MIN |
| A | 850 | 140 | 1100 | 140 |
| B | 900 | 60 | 900 | 80 |
| C | 415 | 70 | 550 | 70 |

| | MAX | MIN | MAX | MIN |
|---|-----|-----|------|-----|
| A | 780 | 160 | 1000 | 160 |
| B | 600 | 80 | 800 | 80 |
| C | 435 | 80 | 500 | 80 |

| | MAX | MIN | MAX | MIN |
|---|-----|-----|-----|-----|
| A | 700 | 300 | 900 | 300 |
| B | 600 | 160 | 800 | 160 |
| H | 150 | 30 | 150 | 30 |

| | MAX | MIN | MAX | MIN |
|---|-----|-----|------|-----|
| A | 700 | 400 | 1000 | 400 |
| B | 600 | 200 | 800 | 200 |
| H | 150 | 30 | 150 | 30 |

NOTE : (With Mini Folding Option Can Be Run 80x60mm Open Blank)
Machine Speed Depends On Paper Quality & Thickness



ROBUS INDIA

Post Printing Machinery



Address : Plot No. 8, Udyog Kendra-2, Ecotech-3, Greater Noida, Gautam Buddha Nagar, (U.P.) 201308
 Delhi - NCR : +91-8378098444, 9582690640, 7060305685 Mumbai : +91 9004311224
 Bengaluru : +91 9944646745
 Email Id : sales@robustindia.com / info@robustindia.com Web : www.robustindia.com

FOLDER GLUER

JC Series

*Due to the technological up gradation Robus India reserves the right to modify the relevant parameters & functions, without prior notice.

ADVANCE SOLUTION FOR SOME SPECIFIC ISSUES

- Disproportionate or Low height Cardboard and E-flute Cartons
- Freedom from MONOPOLY COMPONENTS
- European Quality at Reasonable Price
- Tube Light Box With Cold Glue upto 15000 B/hrs.
- Upto 6 feet long box also can be done

RAPID
IMMOVABLE HOOKS Technology
to run Crash Lock Cartons at
a speed of 400m/min

ADVANCE ATTACHMENTS

- Semi-Automatic Collection Table
- Inline Inspection
- Inline Braille
- Inline Window Patching
- 4 & 6 Corner Attachment
- Grinder
- Suction
- Plasma


Braille (Optional)



Inspection (Optional)




450m/min



SPECIFICATIONS

| MODEL | JC 850 | JC 1100 |
|--------------------------|--|-----------|
| Suitable for paper range | Cardboard, 250g-800g, Corrugated paper F,E & N | |
| Max. speed | 450m/min | 450m/min |
| Machine Length | 15800mm | 15800mm |
| Machine Width | 1550mm | 2000mm |
| Machine Height | 1450mm | 1450mm |
| Total Power | 18kw | 18kw |
| Max. Air consumption | 0.7m3/min | 0.7m3/min |
| Total Weight | 9200kg | 10200kg |




CONVEYOR
* Movable stacking belts of 2 boards on left and right, adjustable on-line per stacking requirement to improve efficiency.
* Extra sponge belt for pressing of concave part the box piles.
* Air-pressed easy adjustment to ensure even pressure of gluing.
* Synchronized in proportion with main motor in automatic mode to improve stable stacking.




TROMBONE (PRESSING)
* Auto-collecting of paper/sheets and water spray by photoelectric counter.
* Paper-jam inspection device.
* Adjustable upper and lower belts for easy and simple operation.



FOLDING
* 2nd crease 180°, 4th crease 180°.
* Specifically designed to adjust belt feeding speed separately to correct box.




BOTTOM FOLDING
* Equipped with bottom lock combination/adjustment, with ideally flexible design that ensures fast and easy operation.
* Sectional belt feeder with special design, flexible and adjustable per product requirement without tightening or loosening the belt.
* Electronic glue sprayer (required).



PRE FOLDING
* Specific design ensures upto 180° on 1st crease and upto 165° on 3rd crease.
* 4/6 back-hook system can be added as upgrade (optional).



INLINE PRINTING INSPECTION
* Paste box & Inspect quality at the same time, increase qualified rate of delivery & shortening process flow.



PAPER REGULATION
* Auto-correction of paper/sheets from the feeder ensures feeding accuracy.
* Adjustable press drive fit for various thickness of paper/sheets.



FEEDER
* Independent motor driving system.
* Synchronized feeding with main motor.
* Equipped with vibrating sheet separation system.